

Rotatruck™: Improves both ergonomic safety and productivity and delivers immediate ROI.

- **Easier**
- **Quicker**
- **Safer**



WorkCover NSW
SafeWork
AWARDS
Winner
 Best solution to an identified workplace health and safety issue

Comparative Report
 Rotatruck vs standard hand truck.
 Download study detailing the ergonomic safety and productivity advantages of the Rotatruck.
www.rotacaster.com.au

Quality Components

rotacaster
 wheel assemblies

MAGLINER®
 Magliner, lightweight, corrosion resistant aluminium handles, frames and toes.

Magliner is a registered trademark of Magline, Inc


Distributor www.rotacaster.com.au 1 300 768 222



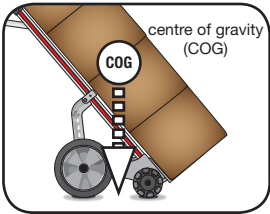
rotacaster.com.au

rotacaster™
 the ultimate in manoeuvrability

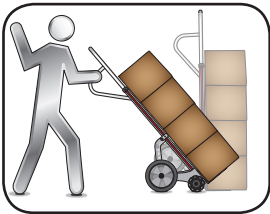
Rotatruck Benefits



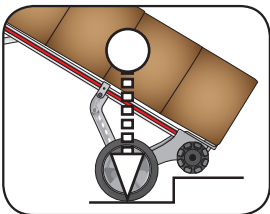
Reduced effort
as Rotatruck carries
the load, not the operator.



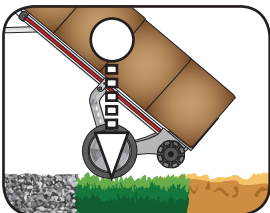
Fully supports load
on configurable multi
directional wheel base.



Easier pull-back effort
and no need to park at
waypoints.




Lever rather than lift
load up curbs or over
obstructions without
reversing.



Balance rather than carry
the load over soft or uneven
terrain.



Fully supported rotation
allows easy manoeuvrability in
confined spaces.



Easy navigation
frees up hands to deal with
doorways and intercoms.



20.010.12-02



Distributor

www.rotacaster.com.au

1 300 768 222



rotacaster.com.au

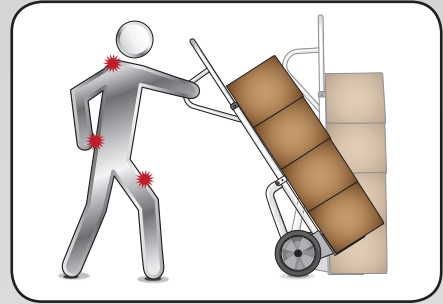
rotacaster[™]
the ultimate in manoeuvrability

Rotatruck vs. Handtruck

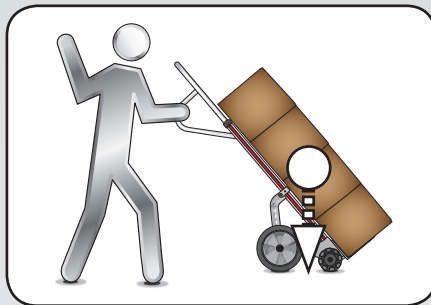


Easier pull-back effort
And no need to park at waypoints.

Pull-backs

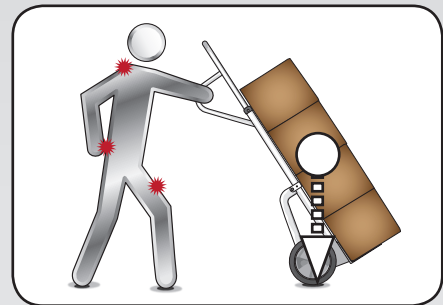


Need to park and pull-back loads at waypoints increasing strain on musculoskeletal structure.

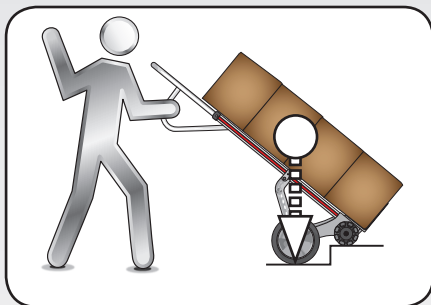


Reduced effort
The Rotatruck carries the load, not the operator.

Load support

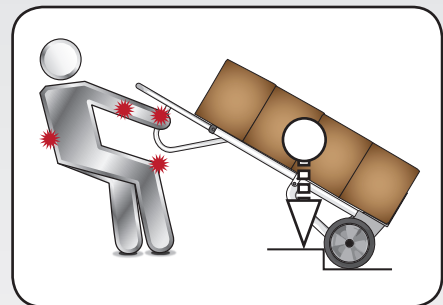


Requires constant operator input to maintain load balance exerting strain and effort.




Lever rather than lift
Up curbs or over obstructions without reversing.

Curbs & Obstructions

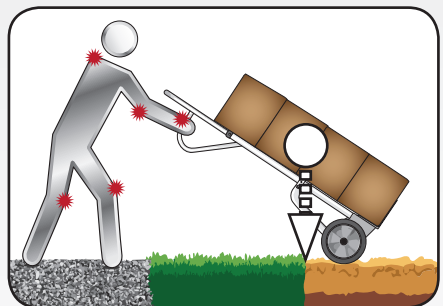


Operator exerts maximum effort to reverse and pull load up and over curb.



Balance rather than carry
The load over soft or uneven terrain.

Soft Uneven Terrain



Operator carries increased share of load to safely move across terrain.

Download full comparative report
Rotatruck vs Handtruck
www.rotacaster.com.au



Distributor www.rotacaster.com.au 1 300 768 222

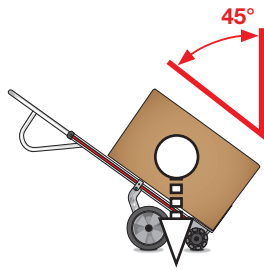


rotacaster.com.au

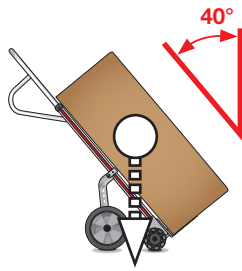
rotacaster
the ultimate in manoeuvrability

Rotatruck Set-Up

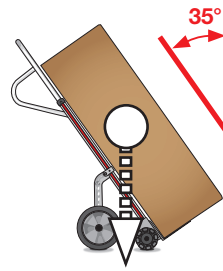
Set-up the recline angle to suit the load



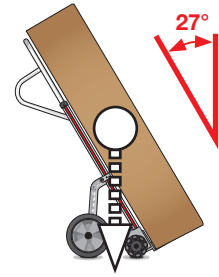
Low, heavy load



Regular Load



Tall load



Tall, shallow load

Select the wheelbase to suit your needs



4xRotacaster (4xRC)

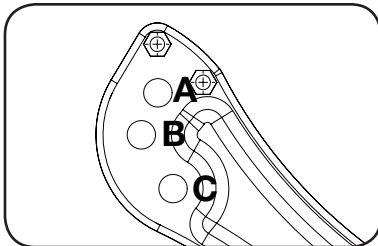


All Terrain (AT)

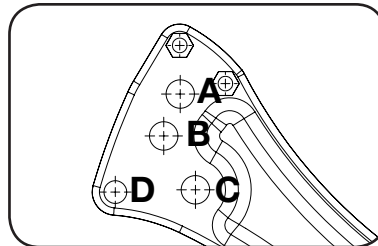


Stairclimber (RTSC)

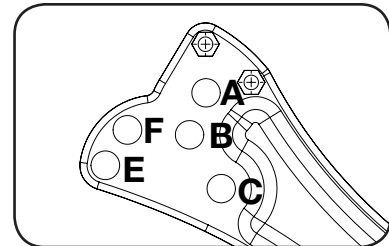
Select Rotatruck Axle Mounts to optimise set-up



13-3002-01



13-3002-02



13-3002-03

Configuration and application options

Rear Wheel Size	Axle hole/Recline angle						Mounts		
	A	B	C	D	E	F	01	02	03
125mm				40°				✓	
200mm	45°	40°	38°	-	32°	37°	✓	✓	✓
250mm	40°	35°	32°	-	27°	32°	✓	✓	✓
300mm	35°	30°	28°	-	-	-	✓	✓	✓
Stairclimber	-	38°	36°	-	-	-	✓		



Distributor

www.rotacaster.com.au

1 300 768 222

rotacaster.com.au

rotacaster[™]
the ultimate in manoeuvrability

Rotatruck Conversion Kits



Convert your existing handtruck

Rotacaster conversion kits are compatible with most modular handtrucks and can be adapted to others, making the conversion to a Rotatruck simple and cost effective.

Rotatruck Conversion Kits	Part Number	/R2	/R3
Basic conversion kit (excludes rear wheels and axle)	12-2301/R_	200Kg	230Kg
4xRC 125mm Rotacaster	12-2312/R_	200Kg	230Kg
8"/200mm balloon cushion	12-2314/R_	200Kg	230Kg
8"/200mm balloon Cushion	12-2315/R_	200Kg	230Kg
10"/250mm balloon cushion	12-2316/R_	200Kg	230Kg
10"/250mm foam filled	12-2325/R_	200Kg	230Kg
RTSC 125mm Rotatruck Stairclimber	12-2360/R_	200Kg	230Kg



Distributor

www.rotacaster.com.au

1 300 768 222

rotacaster.com.au

rotacaster[™]
the ultimate in manoeuvrability

Typical Rotatruck



Wheelbase: R3 Rotacasters with 250mm foam filled rear wheels, standard frame, extended vertical loop handle. Height: 1525mm

11-2325-16/R3

Alternate Hi-Stress Frame 11-2325-36/R3
Alternate Curved Frame 11-2325-56/R3



Wheelbase: R3 Rotacasters with 250mm balloon cushion rear wheels, standard frame, extended vertical loop handle. Height: 1525mm

11-2316-16/R3

Alternate Hi-Stress Frame 11-2316-36/R3
Alternate Curved Frame 11-2316-56/R3



Wheelbase: R3 Rotacasters with R3 Stairclimber wheel set, standard frame, extended vertical loop handle. Height: 1525mm

11-2360-16/R3

Alternate Hi-Stress Frame 11-2360-36/R3
Alternate Curved Frame 11-2360-56/R3



Wheelbase: R3 Rotacasters with 200mm rubber on cast aluminium rear wheels, standard frame, standard loop handle. Height: 1270mm

11-2314-10/R3

Alternate Hi-Stress Frame 11-2314-30/R3
Alternate Curved Frame 11-2314-50/R3



4xRC R3 Rotacasters, standard frame, standard vertical loop handle. Height: 1330mm

11-2312-13/R3

Alternate Hi-Stress Frame 11-2312-33/R3
Alternate Curved Frame 11-2312-53/R3



Wheelbase: R3 Rotacasters with 200mm balloon cushion rear wheels, standard frame, extended vertical loop handle. Height: 1525mm

11-2315-16/R3

Alternate Hi-Stress Frame 11-2315-36/R3
Alternate Curved Frame 11-2315-56/R3

All trucks shown with cast 457x190mm toe. All trucks available with R2 or R3 Rotacasters. Capacity: R3-225kg/500lb R2-200kg/440lb.

Optional Accessories



Wide Load Wings 14-3075



Safety Strap 11-9001



Keg Hook 14-3070/B 100mm
14-3071/B 125mm



Extended Double Vertical Loop Handle 14-3014



Extruded Toe 14-3049 457x228mm
14-3051 508x305mm



Crate latch system



Distributor

www.rotacaster.com.au

1 300 768 222

rotacaster.com.au

rotacaster[™]
the ultimate in manoeuvrability

Special Application Rotatrucks



Wide-load

FF250 fitted with 14-3075 wide load wings	11-2325-17/R3
BC250	11-2316-17/R3
4xRC	11-2312-17/R3
RTSC	11-2360-17/R3



Milk crate

FF250 fitted with milk crate latches	11-2325-43/R3
BC250	11-2316-43/R3
4xRC	11-2312-43/R3
RTSC	11-2360-43/R3



Bread crate

FF250 fitted with bread crate latches	11-2325-61/R3
BC250	11-2316-61/R3
4xRC	11-2312-61/R3
RTSC	11-2360-61/R3



Multi-load

FF250 Multi-load: fitted with two 14-3050 toes	11-2325-18/R3
BC250	11-2316-18/R3
4xRC	11-2312-18/R3
RTSC	11-2360-18/R3



LPG/Gas

FF250 itted with 14-3071/B keg hook	11-2325-59/R3
BC250	11-2316-59/R3
4xRC	11-2312-59/R3
RTSC	11-2360-59/R3



Keg

FF250 fitted with 14-3070/B keg hook	11-2325-56/R3
BC250	11-2316-56/R3
4xRC	11-2312-56/R3
RTSC	11-2360-56/R3

All trucks available with R2 or R3 Rotacasters. Capacity: R3-225kg/500lb R2-200kg/440lb.



Wheelbase: FF250 All-Terrain/R3



Wheelbase: BC250 All-Terrain/R2



Wheelbase: 4xRC Rotacaster/R3



Wheelbase: BC200 All-Terrain/R2



Wheelbase: CA200 All-Terrain/R2



Wheelbase: Rotatruck Stairclimber/R2



Distributor

www.rotacaster.com.au

1 300 768 222



rotacaster.com.au

rotacaster[™]
the ultimate in manoeuvrability

Build Your Own Rotatruck

Configure your Rotatruck Select Wheelbase Frames

4xRC 125mm Rotacaster (RC)	2312
8"/200mm rubber on cast aluminum wheels	2314
8"/200mm balloon cushion wheels	2315
10"/250mm Balloon Cushion with Wheel Set	2316
10"/250mm Foam Filled with Wheel Set	2325
Self-supporting Stairclimber	2360
RTSC Self-supporting Stairclimber	2361



Handle/Overall Height	Toe
Standard Loop/1270mm	457x190 Cast
	457x228 Extruded
	508x305 Extruded
Vertical Loop/1320mm	457x190 Cast
	457x228 Extruded
	508x305 Extruded
Extended Vertical Loop/1525mm	457x190 Cast
	457x228 Extruded
	508x305 Extruded
Double Vertical Loop/1575mm	457x190 Cast
	457x228 Extruded
	508x305 Extruded

Frame Combination		
Standard	Hi-Stress	Curved
10	30	50
11	31	51
12	32	52
13	33	53
14	34	54
15	35	55
16	36	56
17	37	57
18	38	58
19	39	59
20	40	60
21	41	61



Enter part number segments to create item number.

11 - ____ - ____ / R ____
 11-wheelbase-frame/Rotacaster

20.010.12-08

Distributor www.rotacaster.com.au 1 300 768 222

rotacaster.com.au the ultimate in manoeuvrability™